

mod. GMB-RP

Getto multiplo, quadrante semi-asciutto, rulli protetti
Multi jet, semi-dry dial,
protected rolls



Mod. GMB-RP

Getto multiplo, quadrante semi-asciutto a rulli protetti. Con dispositivo di compensazione della pressione tra interno ed esterno della capsula. Trasmissione dalla turbina all'orologeria completamente meccanica. Realizzato nella versione per acqua fredda (30°C), nei calibri da DN 15-50 mm (1/2"-2"). Garanzia di lunga durata ed elevata precisione. **Contatore omologato a norme MID fino a R200H - R40V.**

Mod. GMB-RP

Multi jet semi-dry dial with protected rolls. With special device for pressure compensation between the inside and outside of the capsule. Mechanical transmission from the turbine to the mechanism. Manufactured for cold water (30°C) in the sizes from DN 15 to DN 50 mm (1/2" to 2"). Long durability and elevated precision guaranteed. **Approved according to MID standards up to R200H - R40V.**

Mod. GMB-RP

Chorro múltiple, esfera semi-seca con rodillos protegidos. Con dispositivo de compensación de la presión entre la parte interna y externa de la cápsula. Transmisión completamente mecánica desde la turbina a la relojería. Realizados en la versión para el agua fría (30°C), en los calibres de DN 15-50 mm (1/2" - 2"). Garantía de larga duración y alta precisión. **Contador homologado por las normas MID hasta R200H - R40V.**

Mod. GMB-RP

Mehrstrahlzähler, semi-dry Ziffernblatt mit geschützten Zählwerksrollen. Mit Druckkompensation zwischen Innen- und Außendruck der Messkapsel. Vollständig mechanische Übertragung der Drehbewegung von Flügelrad auf Zählwerk. Erzeugt in der Ausführung für Kaltwasser (30°C), Innendurchmesser von DN 15-50 mm (1/2" - 2"). Garantie für lange Lebensdauer und hohe Messgenauigkeit. **Zugelassener Zähler für MID Standards bis zu R200H - R40V.**

Mod. GMB-RP

Jet multiple, cadran semi-sec à rouleaux protégés. Avec dispositif de compensation de la pression entre l'intérieur et l'extérieur compartiment étanche. Transmission de la turbine à l'horlogerie entièrement mécanique. Réalisés dans la version pour eau froide (30°C) dans les calibres DN 15-50 mm (1/2" - 2"). Garantie de longue durée et haute précision. **Approuvé selon les normes de MID jusqu'à R200H - R40V.**


Мод. GMB-RP

Многоструйный счетчик с полусухим квадрантом и защищенными роликами. Специальное устройство выравнивания давления внутри и снаружи капсулы. Полностью механическая трансмиссия. Выпускается в версии для холодной (30 °C) воды диаметрами от 15 до 50 мм (½" - 2"). Гарантия долговечности и высокой точности. **Сертифицирован по стандартам MID R200H - R40V.**

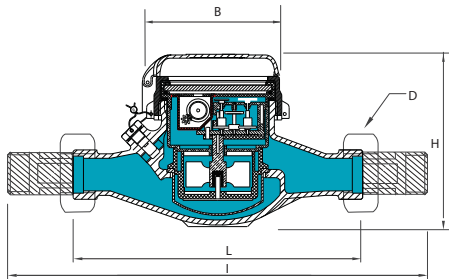
Caratteristiche tecniche - Technical features

Calibro Size	DN	mm in	15 (1/2")	20 (3/4")	25 (1")	32 (1 1/4")	40 (1 1/2")	50 (2")
Portata di sovraccarico Overload flow rate	Q ₄	m ³ /h	3,125	5	7,875	12,5	20	31,25
	Q ₃	m ³ /h	2,5	4	6,3	10	16	25
Portata di transizione Transitional flow rate	Q ₂	l/h	40	64	100,8	160	256	400
	Q ₁	l/h	25	40	63	100	160	250
Portata minima Min flow rate	Q ₂	l/h	25	40	63	100	160	250
	Q ₁	l/h	15,63	25	39,38	62,5	100	156,25
Sensibilità Sensitivity		l/h	6	6	10	10	20	20
Lettura minima Min reading		l	0,05	0,05	0,05	0,05	0,05	0,05
Lettura massima Max reading		m ³	99.999	99.999	99.999	99.999	999.999	999.999
Pressione max ammissibile Max admissible pressure MAP		bar	16	16	16	16	16	16

Posizione d'installazione Installation position



Dimensioni e pesi - Dimensions and Weights

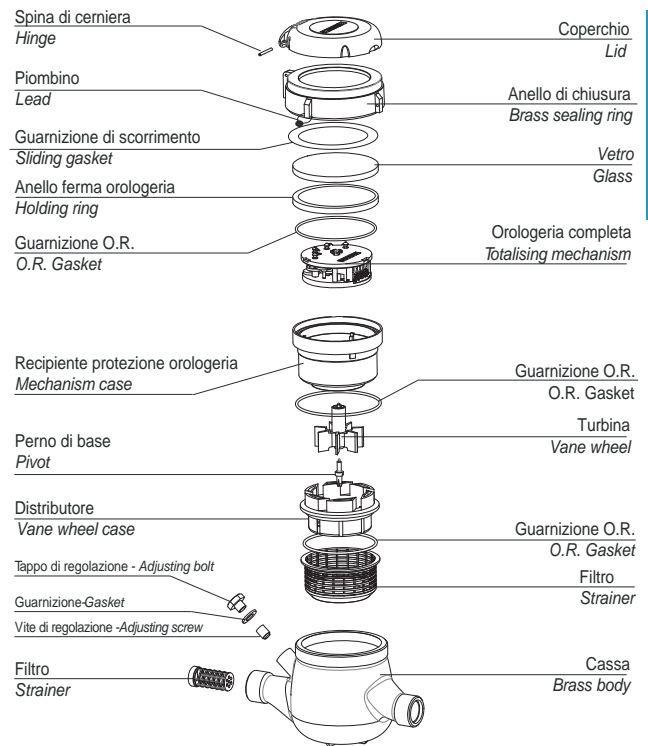


Calibro Size	mm in	15 (1/2")	20 (3/4")	25 (1")	32 (1 1/4")	40 (1 1/2")	50 (2")
L	mm	145-165-190	190	260	260	300	300
l	mm	225-245-270	290	360	380	440	460
H	mm	109	111	117	117	153	172
B	mm	100	100	104	104	126	160
D Filettatura Threading	mm	3/4"	1"	1"1/4"	1"1/2"	2"	2"1/2"
Pesi Weight	kg	1,35	1,45	2,04	2,11	4,58	7,25

Filettatura - Threading EN ISO 228-1:2000

I contatori DN 50 possono essere forniti flangiati secondo ISO 7005-2 / EN 1092-2 PN16

The DN50 meters can be supplied flanged according to ISO 7005-2 / EN 1092-2 PN16



Versione base - Basic version

- MID R100-H/R40-V 2004/22/CE
- Disponibile nella sola versione per acqua fredda 0°C-30°C
- Trasmissione meccanica
- Lettura diretta su 5 rulli numeratori protetti (6 rulli numeratori protetti su DN40 e DN50)
- Quadrante semi-asciutto
- Con coperchio

- MID R100-H/R40-V 2004/22/CE
- Available for cold water 0°C-30°
- Mechanical transmission
- Direct reading on 5 numeric protected rolls (6 numeric protected rolls on DN40 and DN50)
- Semyi-dry dial
- With lid

Su richiesta - Upon request

- MID R160-H/R40-V, MID R200-H/R40-V
- Predisposizione per montaggio sistema lancia-impulsi
- Equipaggiato con sistema lancia-impulsi

- MID R160-H/R40-V, MID R200-H/R40-V
- Prearrangement for pulse emitter device mounting
- Equipped with pulse emitter device



pag 54-55

Dettagli tecnici del sistema lancia impulsi
Technical details about the pulse emitter device



pag 57-63

Dettagli sull' interfacciamento con il sistema M-Bus cablato e wireless
Technical details about the interfacing with the M-Bus wired and wireless system